

LOGISTICS & WAREHOUSING

@ BANKENVELD DISTRICT CITY

WHERE CONNECTIONS ARE MADE




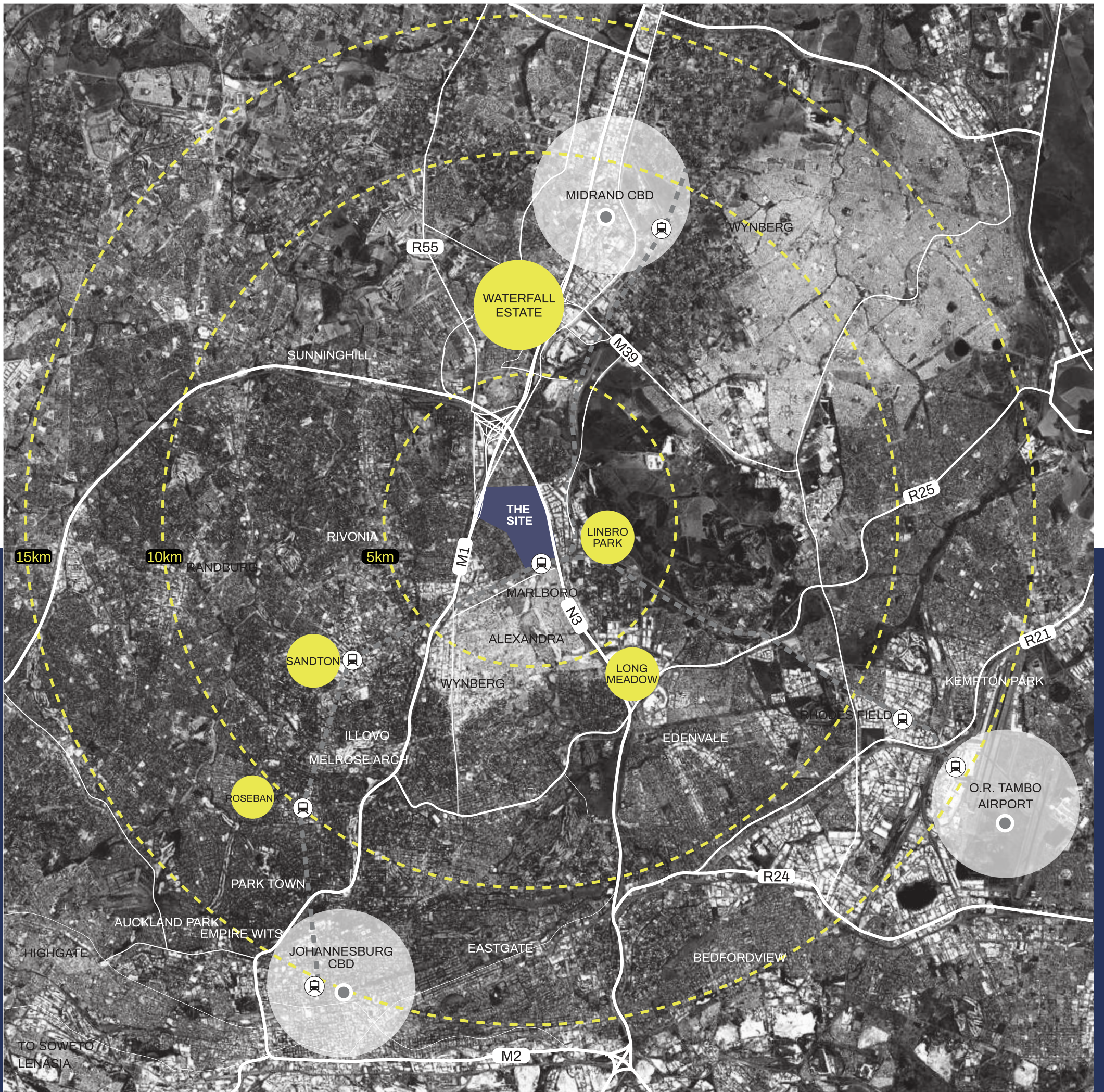
BANKENVELD
DISTRICT CITY

WELCOME TO THE NORTH'S MOST CONNECTED PRECINCT

Bankenveld District City is a smart, sustainable, inclusive environment that will become the model for mixed-use developments in South Africa.

The Logistics & Warehousing hub at Bankenveld District City (BDC) in Sandton is strategically located for businesses looking to position their logistics and warehousing facilities in a privately developed and managed city that offers excellent security and ease of access to major highways and public transport.







CONNECTED IN EVERY WAY ROAD, RAIL, AND AIR

The Logistics & Warehousing hub at BDC is ideally located on the N3 freeway and connected to the M1 freeway and major arterial routes in Johannesburg's northern suburbs. Situated adjacent to the Marlboro Road Gautrain station and the N3 freeway offramp, BDC's central location ensures a convenient commute to and from the precinct.

BDC's proximity to OR Tambo and Lanseria airports makes it a prime location for logistics and warehousing facilities. In addition, the city is conveniently located in the heart of Johannesburg's residential and commercial suburbs.





CUSTOM-BUILT TO YOUR REQUIREMENTS

BDC offers occupiers the opportunity to develop modern, efficient, sustainable buildings in a privately developed and managed business park.

Key features

- Turnkey development packages.
- Facilities from 5,000 sqm upwards.
- Mixed-use development, including commercial, retail, and residential.
- Designed and built to make a positive environmental and societal impact.

World-class logistics and warehousing facilities

BANKENVELD DISTRICT CITY - NORTH/EAST PRECINCT WAREHOUSING

ERF NO	ERF AREA (sqm)	ESTIMATED BULK BREAKDOWN				
			OFFICE		WAREHOUSE	
13	28,062	sqm	700	sqm	15,667	sqm
14	14,669	sqm	500	sqm	4,918	sqm
17	11,203	sqm	500	sqm	4,771	sqm
18	11,618	sqm	500	sqm	4,771	sqm
19	11,718	sqm	500	sqm	4,771	sqm
20	11,951	sqm	500	sqm	6,057	sqm
21	15,203	sqm	500	sqm	7,998	sqm
22	18,589	sqm	500	sqm	9,583	sqm
23	15,604	sqm	500	sqm	7,688	sqm
25	31,764	sqm	700	sqm	15,250	sqm
96	28,967	sqm	700	sqm	14,605	sqm
97	33,798	sqm	700	sqm	16,655	sqm
98	23,003	sqm	700	sqm	9,606	sqm
99	26,056	sqm	700	sqm	10,737	sqm
TOTALS	293,175	sqm	8,200	sqm	133,077	sqm

For guideline purposes only, sites can be combined, or sub divided to accommodate requirements

NORTH & EAST WAREHOUSING PRECINCT



WHY CHOOSE BANKENVELD DISTRICT CITY



CENTRAL

Surrounded by Johannesburg, Pretoria, and Midrand, BDC provides excellent access to OR Tambo and Lanseria airports. The development is commuter-orientated with proximity to the Gautrain Marlboro Station, and BRT and bus routes – reducing the reliance on private transport.



CONNECTED

BDC offers easy access to major highways from all directions. The business precinct is near established and developing residential areas. This level of proximity addresses the growing need of communities to work close to home.



SUSTAINABLE

The efficient use of our natural resources is at the forefront of our thinking. With a focus on promoting resilience, we use smart technologies to manage our resources and infrastructure optimally.



SECURE

Privately developed and managed, the business park's state-of-the-art security system will control access to premises – providing enhanced safety and peace of mind not generally associated with business parks of this magnitude.



iCOMMUNITIES

Using digital tools and open resources, BDC will give rise to a smart living environment that encourages people to shape their experiences and own their destinies.



HUMAN-CENTRED SPACES

BDC's connectivity to business parks, housing, outdoor spaces, schools, and entertainment improves social interaction, wellbeing, the environment, and the economy.



ACCESS TO LABOUR

As more and more people opt to work closer to home, BDC is ideally situated to attract a large workforce that will find the commute to and from work compatible with work-life balance and the lifestyle they want to achieve.

ABOUT THE DEVELOPER

Eris Property Group (Eris) is a fully integrated property development and services group that provides a range of commercial property skills in the South African and sub-Saharan African markets. Backed by Momentum Metropolitan Holdings as a major shareholder, we are firmly positioned to contribute to our clients' growth.

R36 BILLION

Value of properties developed since 1987

1.7 MILLION SQM

GLA of properties developed

115

Properties developed within RSA

19

Properties developed outside RSA

R22 BILLION

Value of properties under management

1.3 MILLION SQM

GLA of properties under management

2,600

Tenants

8

Offices across Africa

Our specialist technical experience and forward-thinking approach provide total peace of mind throughout the development process.



FOR FURTHER INFORMATION

PLEASE CONTACT US

 +27 (0)72 053 9797

 mark.latham@avisonyoung.com

 www.avisonyoung.com




BANKENVELD
DISTRICT CITY

**AVISON
YOUNG**

Disclaimer: While every effort will be made to ensure that the information contained within this brochure is accurate and up to date, Avison Young Eris SA (Pty) Limited makes no warranty, representation or undertaking whether expressed or implied, nor do we assume any legal liability, whether direct or indirect, or responsibility for the accuracy, completeness, or usefulness of any information. Prospective purchasers and tenants should make their own enquiries to verify the information contained herein.